
**Features:**

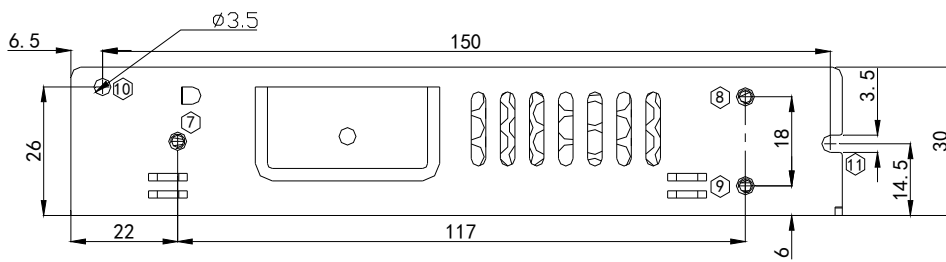
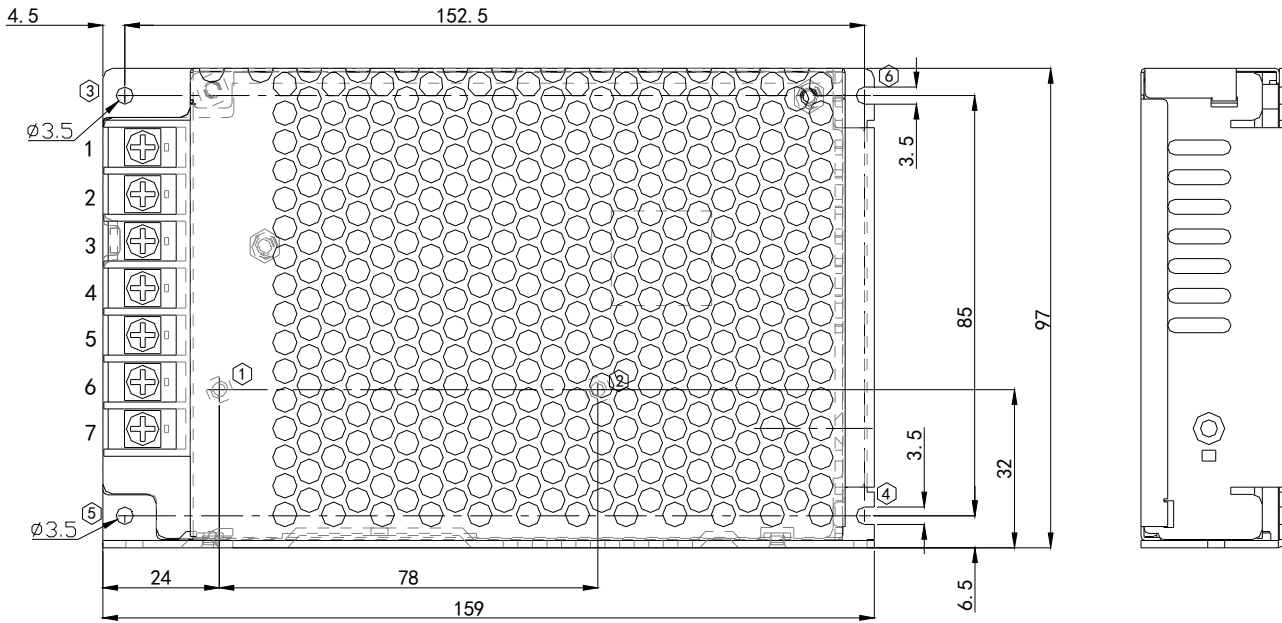
- Universal AC input (90~264Vac)
- Withstand 300Vac surge input for 5s
- No load power consumption < 0.5W
- High efficiency, long life and high reliability
- Efficiency up to 89%
- Output protections: OCP/SCP/OVP/OPP
- Wide operating ambient temp (-30°C~70°C)
- Altitude up to 5000m
- All using 105°C long life electrolytic capacitors.
- 100% full load burn-in test
- 1U low profile
- 3 years warranty

**SPECIFICATION**

MODEL		LPD-150-12	LPD-150-15	LPD-150-24	LPD-150-36	LPD-150-48
OUTPUT	DC Output	12V	15V	24V	36V	48V
	Rated Current	12.5A	10A	6.25A	4.17A	3.125A
	Current Range Note 1	0~12.5A	0~10A	0~6.25A	0~4.17A	0~3.125A
	Rated Power	150W	150W	150W	150W	150W
	Ripple and Noise @25C Note 2	150mV	150mV	200mV	200mV	200mV
	Voltage ADJ. Range	10.8~13.2V	13.5~16.5V	21.6~26.4V	32.4~39.6V	43.2~52.8V
	Voltage Accuracy	±1.0%				
	Line Regulation	±0.5%				
	Load Regulation	±0.5%				
	Set-up Time	≤600ms/30ms (230Vac/115Vac input, Full load)				
	Hold up Time	≥20mS(230Vac input, Full load)				
	Temperature Coefficient	±0.03%/°C				
	Overshoot	<5.0%				
INPUT	Voltage Range	90~264Vac 120-370VDC				
	Frequency Range	47Hz~63Hz				
	Efficiency ( Typical) @230Vac	84%	86%	88%	88%	89%
	AC Current (max.)	≤3A(115Vac) / ≤1.7A(230Vac)				
	Inrush Current (Typical)	≤40A@220Vac Cold start				
Leakage Current	Input—output:<0.25mA ; Input—PG:<0.75mA (Input 240Vac, 63Hz)					
PROTECTION	Over current	120%~180% of rated current, Hiccup mode, auto recovery				
	Over power	120%~180% of rated power, Hiccup mode, auto recovery				
	Over voltage	120%~150% of rated output voltage, constant voltage, auto recovery				
	Shorted Circuit	Long-term mode, auto recovery				
ENVIRONMENT	Operating amb. Temp. & Hum.	-30°C~70°C; 20%~90%RH No condensing				
	Storage Temp. & Hum.	-40°C~85°C; 10%~95%RH No condensing				
SAFETY & EMC Note 3	Safety Standards	UL62368-1, IEC/EN62368-1				
	Withstand Voltage	Primary-Secondary:3.0kVac/10mA .Primary-PG:1.5kVac/10mA. Secondary-PG:0.5kVDC/10mA.				
	Isolation Resistance	100M ohms				
	EMC Emission	Compliance to EN55032 Class B				
	EMC Immunity	Compliance to EN61000-4-2,3,4,6,8,11				
OTHERS	MTBF (MIL-HDBK-217F)	More than 200,000Hrs (25°C, Full load)				
	Dimension (L*W*H)	159*97*30mm				
	Packing	20pcs/CTN				
	Cooling method	Cooling by free air convection				
NOTE	1. All parameters NOT specially mentioned are measured at rated input, rated load and 25°C of ambient temperature. 2. Measured at 20MHz of bandwidth by using a 12" twisted pair-wire terminated with a 0.1 uF & 10uF parallel capacitor. 3. The power supply is considered as a component which will be installed into a final equipment. The final equipment must be re-confirmed that it still meets EMC directives. For guidance on how to perform these EMC tests, please refer to "EMI testing of component power supplies" on <a href="http://www.powerld.com.cn">http://www.powerld.com.cn</a> .					

**Mechanical Specification**

Unit: mm

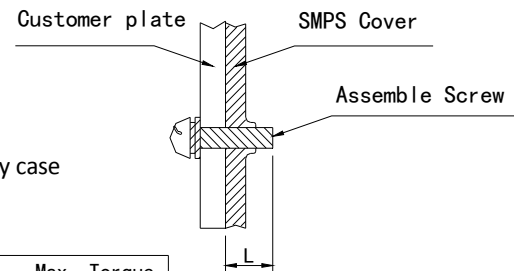


Mounting Position	Mounting Type	Mounting Position No.	Screw Type	Lmax	Mounting Torque (max)
Bottom Mounting	Fixing by screws	① — ②	M3	4.0mm	6.5Kgf. cm (max)
		③ — ④	M3	4.0mm	
		⑤ — ⑥	M3	4.0mm	
Side Mounting	Fixing by screws	⑦ — ⑧	M3	4.0mm	6.5Kgf. cm (max)
		⑨ — ⑩	M3	4.0mm	

1, Dimensional Unit: mm

2, Unmarked Tolerance is GB/T 1804-m

3, Choose the best installation method.



Remarks: 1. For safety purpose, the length of screw inside the power supply case shall comply with the above table (refer the right drawing)

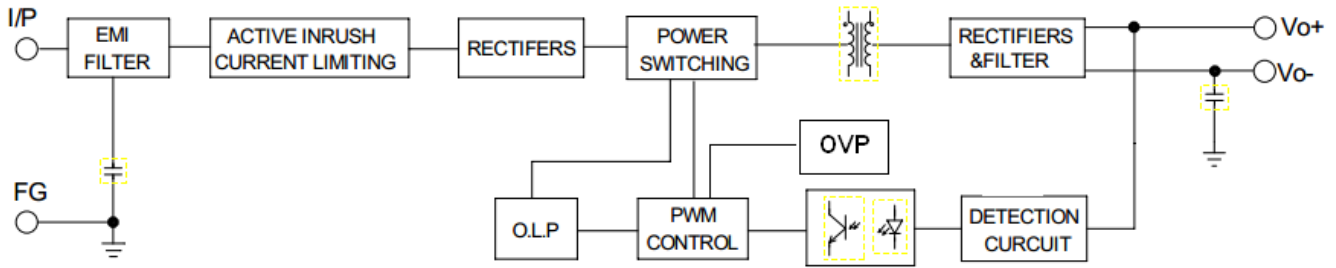
1. Instruction of the AC Input Connectors

Part number	Function	Connector	Requirement for Cables	Max. Torque
1	AC (L)	95 Terminal Block	22-12AWG	12Kgf. cm (max)
2	AC (N)			
3	⊕			

2. Instruction of the DC Output Connectors

Part number	Function	Connector	Requirement for Cables	Max. Torque
4/5	V-	95 Terminal Block	22-12AWG	12Kgf. cm (max)
6/7	V+			

■ **Block Diagram**



■ **Derating Curve**

